



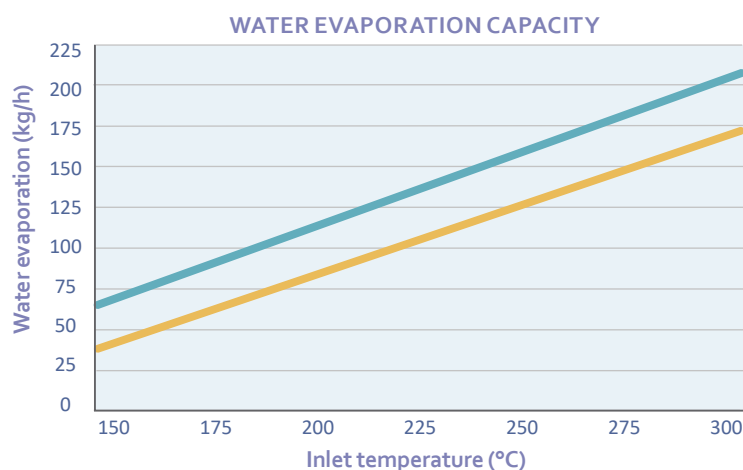

# SD2500 MS

## Multi Stage Configuration

The Small Scale Spray Dryer, type SD2500 multi stage, has been designed for drying of liquid products into powders. In multi stage configuration the air is introduced in the top of the drying chamber where the feed is atomized into droplets. An Integrated Fluid Bed (IFB) with a separate air supply system is installed below the drying chamber. The powder is discharged from the IFB whereas the fines are conveyed to the cyclone together with the drying air. Below the cyclone a Fines Return system blows back the fines to the wet atomization zone in the top of the drying chamber. Multi stage configuration enables production of dust-free agglomerated particles.

The spray drying process is scalable and the SiccaDania Small Scale Spray Dryers are available in many flexible configurations enabling process simulations of larger industrial size spray dryers.

SD2500 is targeted for R&D work as well as small scale production and used by companies worldwide. It is available in a standard version and also features a range of optional items and modules, thus enabling customization to match individual requirements. The SD2500 is produced in sanitary design following GMP guidelines and includes state-of-the-art solutions regarding safety, easy cleaning and a sophisticated PLC based control system. All parts in contact with product are made in stainless steel and all elastomers are food grade approved. All plants are skid-mounted, FAT-tested and pre-wired which minimize installation time and costs.

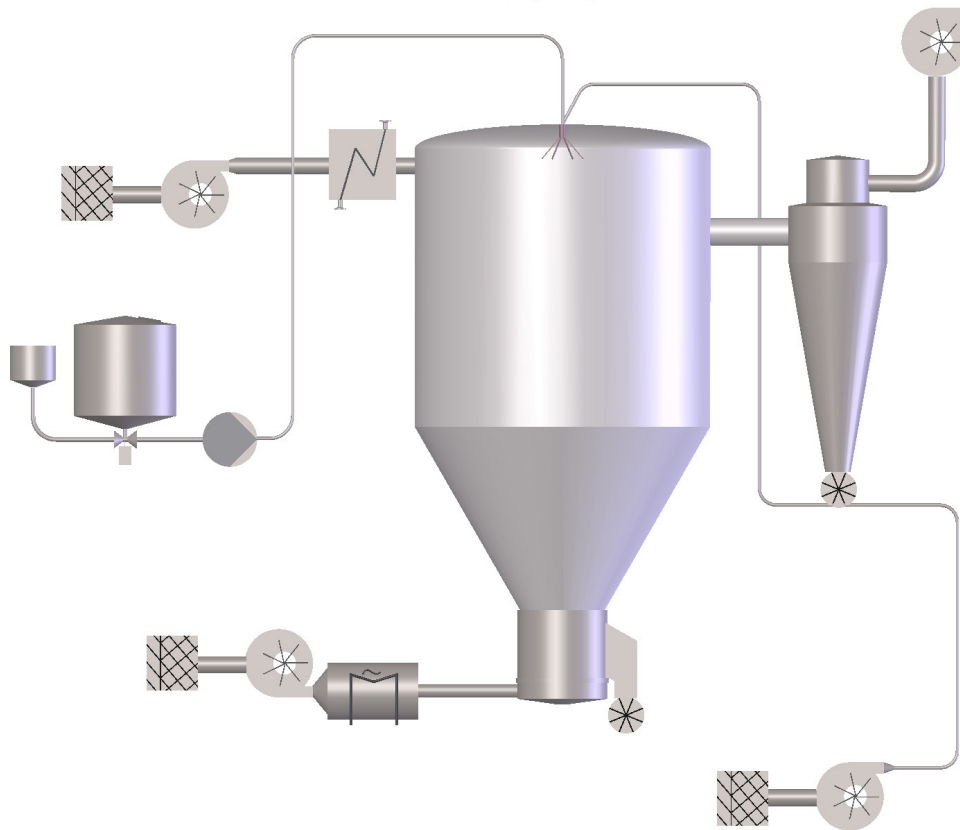


- Outlet temperature at 70 °C
- Outlet temperature at 100 °C

## TECHNICAL DATA

Drying air rate, max	2500 kg/h
Inlet air temperature, max	225 °C*
Water evaporation capacity, max.	Approx. 130 kg/h*
Drying chamber diameter	2.5 m
Power supply	3 x 400 V, 50 Hz
Compressed air consumption	Up to 5.6 bar(g) Up to 250 NI/min
Noise emission, max.	85 dB(A)
Kst value, max.	200 bar·m/s
Pressure shock resistance	1 bar(g)
Space requirements LxWxH	5.3 x 4.8 x 8.4 m
Recommended free height	9.4 m
Product contact parts	AISI 316
External surfaces	AISI 304
Weight, net	5.000 kg

\* On request the maximum temperature and capacity can be increased further depending on type of main heater.



## BASIC PLANT

- Water balance tank, 20 L with level control
- Feed tank, 200 L with level switch control
- Mono pump
- Feed line
- Two-fluid nozzle atomizer
- G4 and F7 air inlet filter
- Pressure fan, stainless steel
- Steam heater, with electrical booster heater
- Drying chamber
- Rupture disc
- Cyclone
- Rotary valve under cyclone
- Blower for fines return system
- Air ducts
- Suction fan, stainless steel
- Internal fluid bed (IFB)
- Secondary air supply system for IFB
- Rotary valve under internal fluid bed
- Control panel with PLC incl. touch screen, cables, wiring and data logging
- Support structure with stairways, platforms and railings – all in stainless steel

## OPTIONS

- Insulated feed tank
- Agitator in feed tank
- Duplex filter on feed line
- High pressure feed system
- Homogenizer
- HEPA filter H13
- Dehumidifier
- Gas heater, indirect or direct
- Pneumatic hammers
- Bag filter
- Venturi scrubber
- Indoor explosion venting system
- Explosion suppression system
- N<sub>2</sub> and CO<sub>2</sub> gas injection unit
- CIP components and connection points incl. CIP return tank and return pump
- Static external fluid bed for powder cooling (1 section)
- Vibrating external fluid bed (2 sections)

## OTHER VERSIONS

- Single stage version